



## Solarway New Energy Co.,Ltd

ADD: Building NO.6,PV industrial zone in kanghe road,  
xiuzhou district,jiaxing city,Zhejiang,China 314000  
Mp&whatapp:+86-13819379269/1572687028  
Tell:+86-573-83705988  
Fax:+86-573-83705966  
E-mail:info@solarway.cc/sales01@solar-way.com  
Website:www.solarwaytech.com



# Product manual



# Cutting-edge Off-grid Resolution

## Catalogue ►

- 01 Company Introduction \_\_\_\_\_ P1~P2
- 02 Scene \_\_\_\_\_ P3
- 03 Customized \_\_\_\_\_ P4
- 04 Foldable solar modules \_\_\_\_\_ P5~P14
- 05 Scene \_\_\_\_\_ P15
- 06 Customized \_\_\_\_\_ P16
- 07 Lightweight solar modules \_\_\_\_\_ P17~P32
- 08 Scene \_\_\_\_\_ P33
- 09 Customized \_\_\_\_\_ P34
- 10 Cloth sewn solar modules \_\_\_\_\_ P35~P37





## About Us

The state high-tech enterprise-- Jiaying Solarway New Energy Co.,Ltd. is a german-funded enterprise, mainly engaged in solar off-grid power conversion equipment research and development, production and sales.

Since its inception, the company has been committed to promoting the effective application of off-grid power systems, providing high-quality, efficient, cost-effective portable energy storage technology, on-board energy systems and their components.

The company focuses on R & D, production and sales of products including: Solar off-grid Inverters, chargers, portable uninterruptible power supply equipment, DC converters, solar off-grid power system products such as Charge controller. The company set production and sales as one. It is mainly located in China and Germany, including a production base in Xiuzhou District, Jiaying, a R & D Center in Beijing, China, and a technical service center in Leipzig, Germany,we provide a wide range of ODM R & D and manufacturing services to our global customers.

We sincerely welcome customers and friends to visit the guide!

## Our Company Culture

### 1.Vision goal

Dedication ofhigh-quality quality, to meet people in the mobile life of electricity demand.

### 2.Mission

Create value for customers, create happiness for employees, and contribute to society.

### 3.Value system

**A. Customer First:** Provide customers with cost-effective products, provide advice and information to help customers make their business bigger and stronger.

**B. Teamwork:**Let's learn together and make progress together, share the burden, Complete the great self from individual.


**C. Embrace change:**Break through the self and embrace change.

**D. Integrity:**Honesty and integrity.

**E. Passion:**Never give up, be optimistic.

**F. Dedication:** Do extraordinary things with a professional attitude and a normal mind.

## Honorary certificate






## Application scenarios of integrated foldable solar panels



# Customized services

## 1-500Watt



### Collaboration mode

Accepting OEM/ODM, diversified cooperation modes



### Professional Design

A professional technical team with over 15 years of experience in the photovoltaic industry, providing more reliable design and product solutions



### Flexible Production

Segmented production with high efficiency in process switching




### Professional team


Our team has been engaged in customized services for many years, ensuring service quality

### List of customized items accepted

Cell type	PERC / TOPCON / BC		
Cell size	125*125 / 156*156 / 158.75*158.75 / 166*166 / 182*182 / 210*210 / Any size		
Product size (m <sup>2</sup> )	0.01-2.5	output	MC4/DC series/Anderson series/XT series/USB series/Other
Pmax(w)	1-500	Colour	Black/White/Transparent/Color
Voc(V)	Accept any customization	Vmp(V)	Accept any customization
Isc(A)	Accept any customization	Imp(A)	Accept any customization



- High conversion efficiency**  
 Using monocrystalline silicon solar cells, the conversion efficiency can reach up to 25%
- Reliability**  
 Can withstand rigorous testing consistent with IEC standards
- Self-cleaning**  
 Cover the front surface with fluoropolymer, with a water contact angle of 105-110 degrees; make it easier to maintain cleanliness
- Portable**  
 Lightweight and foldable
- Impact resistance**  
 Fluoropolymer composite materials front cover +polyester reinforced impact-resistant layer, enhancing impact resistance




- High conversion efficiency**  
 Using monocrystalline silicon solar cells, the conversion efficiency can reach up to 25%
- Reliability**  
 Can withstand rigorous testing consistent with IEC standards
- Self-cleaning**  
 Cover the front surface with fluoropolymer, with a water contact angle of 105-110 degrees; make it easier to maintain cleanliness
- Portable**  
 Lightweight and foldable
- Impact resistance**  
 Fluoropolymer composite materials front cover +polyester reinforced impact-resistant layer, enhancing impact resistance

Electrical Parameters		Specifications	
Pmax(w)	10	Number of Cells	Mono 12 (2×2×3)
Voc(V)	8.4	Dimensions (mm)	411×164.5×3
Vmp(V)	7.2	Folded Size (mm)	205×164.5×20
Isc(A)	1.5	Module Weight (kg)	0.3
Imp(A)	1.4	Output Interface	Type-C or USB
Power Tolerance	±5%	Cable Specification	Customized
Module Color	Black	Packaging	Customized
Module Operating Temperature	-40°C~85°C		
Maximum System Voltage (V)	50 DC		
Power temperature coefficient	-0.3%/°C		
Voltage temperature coefficient	-0.26%/°C		
Current temperature coefficient	0.046%/°C		


Note: The data contained in this document are to be served as a selection guide. These data, however, as well as the properties of any product samples do not imply any legally binding assurance of certain properties or of suitability for a specific purpose. Changsha Sielight Energy Technology Co.,Ltd. All rights reserved. Specifications included in this document are subject to change without prior notice.

Electrical Parameters		Specifications	
Pmax(w)	20	Number of Cells	Mono 20 (2×2×5)
Voc(V)	14.5	Dimensions (mm)	430×268.5×3
Vmp(V)	12.3	Folded Size (mm)	210×268.5×25
Isc(A)	1.7	Module Weight (kg)	0.5
Imp(A)	1.6	Output Interface	Type-C or USB
Power Tolerance	±5%	Cable Specification	Customized
Module Color	Black	Packaging	Customized
Module Operating Temperature	-40°C~85°C		
Maximum System Voltage (V)	50 DC		
Power temperature coefficient	-0.3%/°C		
Voltage temperature coefficient	-0.26%/°C		
Current temperature coefficient	0.046%/°C		

Note: The data contained in this document are to be served as a selection guide. These data, however, as well as the properties of any product samples do not imply any legally binding assurance of certain properties or of suitability for a specific purpose. Changsha Sielight Energy Technology Co.,Ltd. All rights reserved. Specifications included in this document are subject to change without prior notice.



- High conversion efficiency**  
 Using monocrystalline silicon solar cells, the conversion efficiency can reach up to 25%
- Reliability**  
 Can withstand rigorous testing consistent with IEC standards
- Self-cleaning**  
 Cover the front surface with fluoropolymer, with a water contact angle of 105-110 degrees; make it easier to maintain cleanliness
- Portable**  
 Lightweight and foldable
- Impact resistance**  
 Fluoropolymer composite materials front cover +polyester reinforced impact-resistant layer, enhancing impact resistance



- High conversion efficiency**  
 Using monocrystalline silicon solar cells, the conversion efficiency can reach up to 23%
- Reliability**  
 Can withstand rigorous testing consistent with IEC standards
- Self-cleaning**  
 Cover the front surface with fluoropolymer, with a water contact angle of 105-110 degrees; make it easier to maintain cleanliness
- Portable**  
 Lightweight and foldable
- Impact resistance**  
 Fluoropolymer composite materials front cover +polyester reinforced impact-resistant layer, enhancing impact resistance

Electrical Parameters	
Pmax(w)	30
Voc(V)	21.7
Vmp(V)	18.5
Isc(A)	1.7
Imp(A)	1.6
Power Tolerance	±5%
Module Color	Black
Module Operating Temperature	-40°C~85°C
Maximum System Voltage (V)	50 DC
Power temperature coefficient	-0.3%/°C
Voltage temperature coefficient	-0.26%/°C
Current temperature coefficient	0.046%/°C


Specifications	
Number of Cells	Mono 30 (3×2×5)
Dimensions (mm)	632×268.5×3
Folded Size (mm)	212×268.5×30
Module Weight (kg)	0.7
Output Interface	Type-C / USB
Cable Specification	Customized
Packaging	Customized

Note: The data contained in this document are to be served as a selection guide. These data, however, as well as the properties of any product samples do not imply any legally binding assurance of certain properties or of suitability for a specific purpose. Changsha Sielight Energy Technology Co.,Ltd. All rights reserved. Specifications included in this document are subject to change without prior notice.


Electrical Parameters	
Pmax(w)	40
Voc(V)	23.4
Vmp(V)	20.1
Isc(A)	2.4
Imp(A)	2.2
Power Tolerance	±5%
Module Color	Black
Module Operating Temperature	-40°C~85°C
Maximum System Voltage (V)	50 DC
Power temperature coefficient	-0.3%/°C
Voltage temperature coefficient	-0.26%/°C
Current temperature coefficient	0.046%/°C

Specifications	
Number of Cells	Mono 40 (4×10)
Dimensions (mm)	859×268.5×3
Folded Size (mm)	219×268.5×30
Module Weight (kg)	1.1
Output Interface	Type-C / USB
Cable Specification	Customized
Packaging	Customized

Note: The data contained in this document are to be served as a selection guide. These data, however, as well as the properties of any product samples do not imply any legally binding assurance of certain properties or of suitability for a specific purpose. Changsha Sielight Energy Technology Co.,Ltd. All rights reserved. Specifications included in this document are subject to change without prior notice.



- High conversion efficiency**  
Using monocrystalline silicon solar cells, the conversion efficiency can reach up to 25%
- Reliability**  
Can withstand rigorous testing consistent with IEC standards
- Self-cleaning**  
Cover the front surface with fluoropolymer, with a water contact angle of 105-110 degrees; make it easier to maintain cleanliness
- Portable**  
Lightweight and foldable
- Impact resistance**  
Fluoropolymer composite materials front cover +polyester reinforced impact-resistant layer, enhancing impact resistance



- High conversion efficiency**  
Using monocrystalline silicon solar cells, the conversion efficiency can reach up to 25%
- Reliability**  
Can withstand rigorous testing consistent with IEC standards
- Self-cleaning**  
Cover the front surface with fluoropolymer, with a water contact angle of 105-110 degrees; make it easier to maintain cleanliness
- Portable**  
Lightweight and foldable
- Impact resistance**  
Fluoropolymer composite materials front cover +polyester reinforced impact-resistant layer, enhancing impact resistance

Electrical Parameters	
Pmax(w)	60
Voc(V)	21.7
Vmp(V)	18.5
Isc(A)	3.4
Imp(A)	3.2
Power Tolerance	±5%
Module Color	Black
Module Operating Temperature	-40°C~85°C
Maximum System Voltage (V)	50 DC
Power temperature coefficient	-0.3%/°C
Voltage temperature coefficient	-0.26%/°C
Current temperature coefficient	0.046%/°C


Specifications	
Number of Cells	Mono 60 (6×2×5)
Dimensions (mm)	1318×268.5×3
Folded Size (mm)	230×268.5×35
Module Weight (kg)	1.3
Output Interface	Type-C / USB / DC5521
Cable Specification	Customized
Packaging	Customized

Note: The data contained in this document are to be served as a selection guide. These data, however, as well as the properties of any product samples do not imply any legally binding assurance of certain properties or of suitability for a specific purpose. Changsha Sielight Energy Technology Co.,Ltd. All rights reserved. Specifications included in this document are subject to change without prior notice.

Electrical Parameters	
Pmax(w)	100
Voc(V)	26
Vmp(V)	22
Isc(A)	4.7
Imp(A)	4.5
Power Tolerance	±5%
Module Color	Black
Module Operating Temperature	-40°C~85°C
Maximum System Voltage (V)	250 DC
Power temperature coefficient	-0.3%/°C
Voltage temperature coefficient	-0.26%/°C
Current temperature coefficient	0.046%/°C

Specifications	
Number of Cells	Mono 36 (6×6)
Dimensions (mm)	983×598×3
Folded Size (mm)	490×598×30
Module Weight (kg)	2.6
Output Interface	Type-C / DC5521 / USB / MC4
Cable Specification	Customized
Packaging	Customized

Note: The data contained in this document are to be served as a selection guide. These data, however, as well as the properties of any product samples do not imply any legally binding assurance of certain properties or of suitability for a specific purpose. Changsha Sielight Energy Technology Co.,Ltd. All rights reserved. Specifications included in this document are subject to change without prior notice.



### High conversion efficiency

Using monocrystalline silicon solar cells, the conversion efficiency can reach up to 23%



### Reliability

Can withstand rigorous testing consistent with IEC standards



### Self-cleaning

Cover the front surface with fluoropolymer, with a water contact angle of 105-110 degrees; make it easier to maintain cleanliness



### Portable

Lightweight and foldable



### Impact resistance

Fluoropolymer composite materials front cover +polyester reinforced impact-resistant layer, enhancing impact resistance


### Electrical Parameters

Pmax(w)	150
Voc(V)	21.7
Vmp(V)	18.2
Isc(A)	8.7
Imp(A)	8.3
Power Tolerance	±5%
Module Color	Black
Module Operating Temperature	-40°C~85°C
Maximum System Voltage (V)	250 DC
Power temperature coefficient	-0.3%/°C
Voltage temperature coefficient	-0.26%/°C
Current temperature coefficient	0.046%/°C

### Specifications

Number of Cells	Mono 32 (4×8)
Dimensions (mm)	2007×475×3.5
Folded Size (mm)	536×475×35
Module Weight (kg)	4.7
Output Interface	MC4
Cable Specification	Customized
Packaging	Customized

Note: The data contained in this document are to be served as a selection guide. These data, however, as well as the properties of any product samples do not imply any legally binding assurance of certain properties or of suitability for a specific purpose. Changsha Sielight Energy Technology Co.,Ltd. All rights reserved. Specifications included in this document are subject to change without prior notice.



### High conversion efficiency

Using monocrystalline silicon solar cells, the conversion efficiency can reach up to 25%



### Reliability

Can withstand rigorous testing consistent with IEC standards



### Self-cleaning

Cover the front surface with fluoropolymer, with a water contact angle of 105-110 degrees; make it easier to maintain cleanliness



### Portable

Lightweight and foldable



### Impact resistance

Fluoropolymer composite materials front cover +polyester reinforced impact-resistant layer, enhancing impact resistance


### Electrical Parameters

Pmax(w)	200
Voc(V)	23.9
Vmp(V)	20.3
Isc(A)	9.8
Imp(A)	9.3
Power Tolerance	±5%
Module Color	Black
Module Operating Temperature	-40°C~85°C
Maximum System Voltage (V)	250 DC
Power temperature coefficient	-0.3%/°C
Voltage temperature coefficient	-0.26%/°C
Current temperature coefficient	0.046%/°C


### Specifications

Number of Cells	Mono 99 (3×3×11)
Dimensions (mm)	1802×634×3.5
Folded Size (mm)	649×634×30
Module Weight (kg)	6.3
Output Interface	MC4
Cable Specification	Customized
Packaging	Customized

Note: The data contained in this document are to be served as a selection guide. These data, however, as well as the properties of any product samples do not imply any legally binding assurance of certain properties or of suitability for a specific purpose. Changsha Sielight Energy Technology Co.,Ltd. All rights reserved. Specifications included in this document are subject to change without prior notice.



- High conversion efficiency**  
 Using monocrystalline silicon solar cells, the conversion efficiency can reach up to 24%
- Reliability**  
 Can withstand rigorous testing consistent with IEC standards
- Self-cleaning**  
 Cover the front surface with fluoropolymer, with a water contact angle of 105-110 degrees; make it easier to maintain cleanliness
- Portable**  
 Lightweight and foldable
- Impact resistance**  
 Fluoropolymer composite materials front cover +polyester reinforced impact-resistant layer, enhancing impact resistance



- High conversion efficiency**  
 Using monocrystalline silicon solar cells, the conversion efficiency can reach up to 23%
- Reliability**  
 Can withstand rigorous testing consistent with IEC standards
- Self-cleaning**  
 Cover the front surface with fluoropolymer, with a water contact angle of 105-110 degrees; make it easier to maintain cleanliness
- Portable**  
 Lightweight and foldable
- Impact resistance**  
 Fluoropolymer composite materials front cover +polyester reinforced impact-resistant layer, enhancing impact resistance

Electrical Parameters	
Pmax(w)	400
Voc(V)	50.2
Vmp(V)	42.6
Isc(A)	10.5
Imp(A)	10
Power Tolerance	±5%
Module Color	Black
Module Operating Temperature	-40°C~85°C
Maximum System Voltage (V)	250 DC
Power temperature coefficient	-0.3%/°C
Voltage temperature coefficient	-0.26%/°C
Current temperature coefficient	0.046%/°C

Specifications	
Number of Cells	Mono 276 (4×3×23)
Dimensions (mm)	2504×985×4
Folded Size (mm)	985×620×40
Module Weight (kg)	11
Output Interface	MC4
Cable Specification	Customized
Packaging	Customized

Note: The data contained in this document are to be served as a selection guide. These data, however, as well as the properties of any product samples do not imply any legally binding assurance of certain properties or of suitability for a specific purpose. Changsha Sielight Energy Technology Co.,Ltd. All rights reserved. Specifications included in this document are subject to change without prior notice.

Electrical Parameters	
Pmax(w)	490
Voc(V)	49.1
Vmp(V)	41.1
Isc(A)	12.6
Imp(A)	11.9
Power Tolerance	±5%
Module Color	Black
Module Operating Temperature	-40°C~85°C
Maximum System Voltage (V)	250 DC
Power temperature coefficient	-0.3%/°C
Voltage temperature coefficient	-0.26%/°C
Current temperature coefficient	0.046%/°C


Specifications	
Number of Cells	Mono 228 (4×6×12)
Dimensions (mm)	2547×1155×4
Folded Size (mm)	1155×668×35
Module Weight (kg)	18.1
Output Interface	MC4
Cable Specification	Customized
Packaging	Customized

Note: The data contained in this document are to be served as a selection guide. These data, however, as well as the properties of any product samples do not imply any legally binding assurance of certain properties or of suitability for a specific purpose. Changsha Sielight Energy Technology Co.,Ltd. All rights reserved. Specifications included in this document are subject to change without prior notice.

## Application scenarios of lightweight solar panels



< < < **Camp**



**Roof** > > >




< < < **Balcony**



**Yacht** > > >

# Customized services

## 1-500Watt



**Collaboration mode**  
Accepting OEM/ODM, diversified cooperation modes

**Professional Design**  
A professional technical team with over 15 years of experience in the photovoltaic industry, providing more reliable design and product solutions

**Flexible Production**  
Segmented production with high efficiency in process switching

**Professional team**  
Our team has been engaged in customized services for many years, ensuring service quality

### List of customized items accepted

Cell type	PERC / TOPCON / BC		
Cell size	125*125 / 156*156 / 158.75*158.75 / 166*166 / 182*182 / 210*210 / Any size		
Product size (m <sup>2</sup> )	0.01-2.5	output	MC4/DC series/Anderson series/XT series/USB series/Other
Pmax(w)	1-500	Colour	Black/White/Transparent/Color
Voc(V)	Accept any customization	Vmp(V)	Accept any customization
Isc(A)	Accept any customization	Imp(A)	Accept any customization

## 100Watt




**30 Pcs**  
P-type high-efficiency PERC solar panels

**23%**  
Solar Cell Conversion Efficiency

**100W**  
Standard Power

**±3%**  
Power Tolerance



### Product Characteristics



**Low loss**  
Zero-loss cutting technology, reducing power loss.



**Aesthetically pleasing**  
Patented design and advanced manufacturing process for superior appearance.



**Convenient installation**  
Excellent design for quick and easy product installation.



**Low-light performance**  
Outstanding performance in low-light conditions (morning, evening).



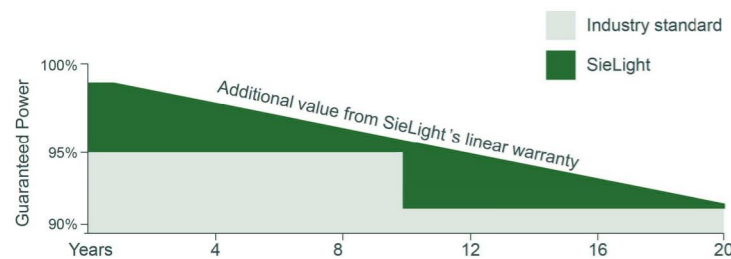
**Shock resistance**  
FA alloy front cover + polyester reinforced shock-resistant layer, enhancing impact resistance.



**Reliability**  
Can withstand rigorous testing according to IEC industry standards, ensuring high reliability.

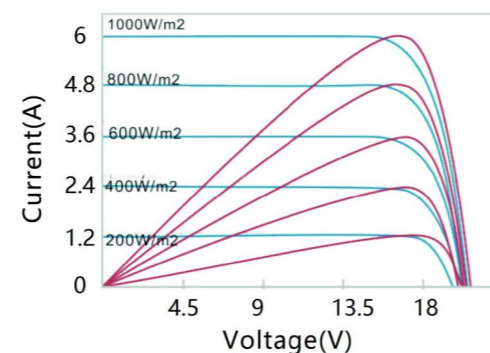
### Linear Warranty Chart

10-year product material and workmanship warranty.  
20-year linear power output warranty.

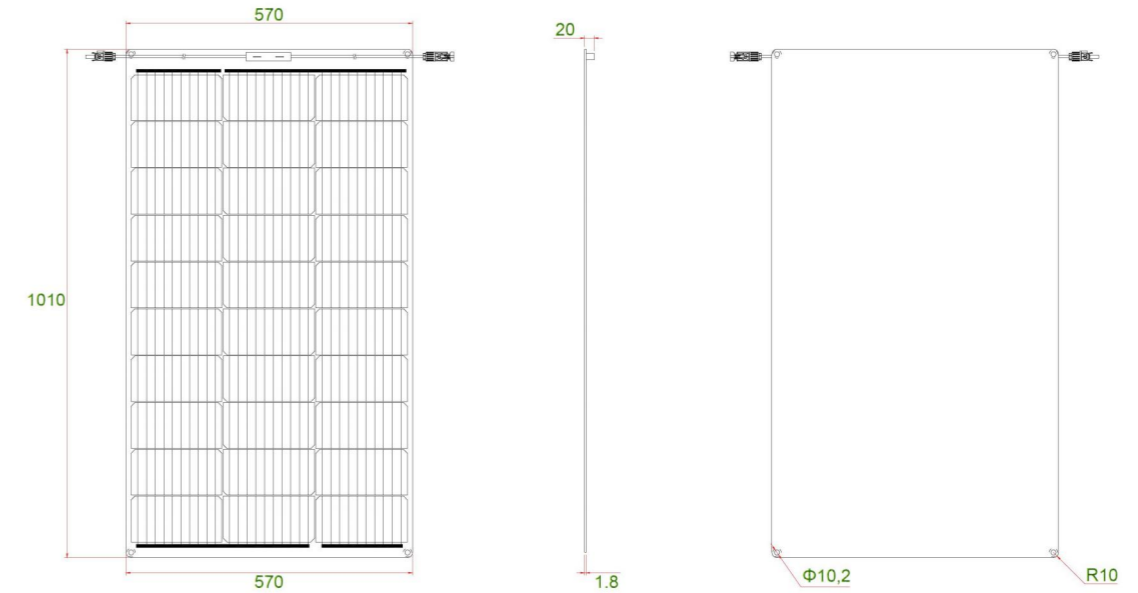


### Graph

Current-Voltage



### Engineering Drawing



### STC Electrical Parameters

Maximum Power (Pmax)	100	105
Open-Circuit Voltage (Voc)	20.5	20.7
Maximum Power Point Voltage (Vmp)	17.2	17.3
Short-Circuit Current (Isc)	6.3	6.6
Maximum Power Point Current (Imp)	5.8	6.1
Power Tolerance	±3%	±3%
Module Color	Black	Transparent/White
Module Operating Temperature	-40°C~85°C	
Maximum System Voltage (V)	1000 DC	
Application Class	Class A	
Maximum Power (Pmax)	-0.38%/°C	
Open-Circuit Voltage (Voc)	-0.36%/°C	
Short-Circuit Current (Isc)	0.07%/°C	

### Product Specifications

Number of Cells (Pcs)	30 (3×10)
Dimensions (mm)	1010×570×1.8
Module Weight (kg)	1.5
Product Color	Transparent/White/Black
Frame	Not Have
Junction Box	IP68
Cable Specification	2.5mm <sup>2</sup> /900mm
Output Interface	MC4
Individual Packaging (mm)	Customized

Note: The electrical performance parameters in this product catalog do not refer to a single module and are not part of the contractual commitments. These electrical parameters are only used for comparison purposes between different module types.

## 155Watt



**44 Pcs**  
P-type high-efficiency PERC solar panels


**23%**  
Solar Cell Conversion Efficiency

**155W**  
Standard Power

**±3%**  
Power Tolerance



### Engineering Drawing



### Product Characteristics



**Low loss**  
Zero-loss cutting technology, reducing power loss.



**Aesthetically pleasing**  
Patented design and advanced manufacturing process for superior appearance.



**Convenient installation**  
Excellent design for quick and easy product installation.



**Low-light performance**  
Outstanding performance in low-light conditions (morning, evening).



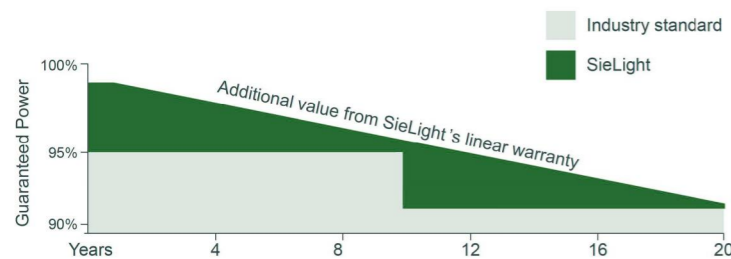
**Shock resistance**  
FA alloy front cover + polyester reinforced shock-resistant layer, enhancing impact resistance.



**Reliability**  
Can withstand rigorous testing according to IEC industry standards, ensuring high reliability.

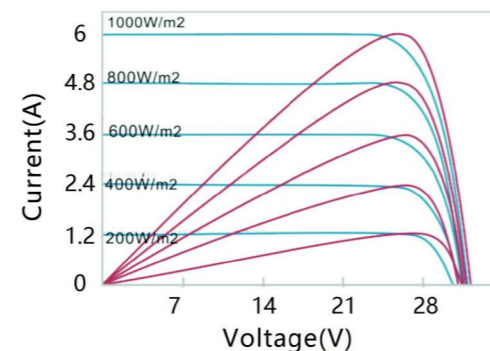
### Linear Warranty Chart

10-year product material and workmanship warranty.  
20-year linear power output warranty.



### Graph

Current-Voltage




### STC Electrical Parameters

Maximum Power (Pmax)	150	155
Open-Circuit Voltage (Voc)	29.7	29.8
Maximum Power Point Voltage (Vmp)	24.7	24.8
Short-Circuit Current (Isc)	6.6	6.8
Maximum Power Point Current (Imp)	6.1	6.3
Power Tolerance	±3%	±3%
Module Color	Black	Transparent/White
Module Operating Temperature	-40°C~85°C	
Maximum System Voltage (V)	1000 DC	
Application Class	Class A	
Maximum Power (Pmax)	-0.38%/°C	
Open-Circuit Voltage (Voc)	-0.36%/°C	
Short-Circuit Current (Isc)	0.07%/°C	

### Product Specifications

Number of Cells (Pcs)	44 (4×11)
Dimensions (mm)	1095×770×1.8
Module Weight (kg)	2.2
Product Color	Transparent/White/Black
Frame	Not Have
Junction Box	IP68
Cable Specification	2.5mm <sup>2</sup> /900mm
Output Interface	MC4
Individual Packaging (mm)	Customized

Note: The electrical performance parameters in this product catalog do not refer to a single module and are not part of the contractual commitments. These electrical parameters are only used for comparison purposes between different module types.



**54 Pcs**  
N-type high-efficiency TOPCON solar cells

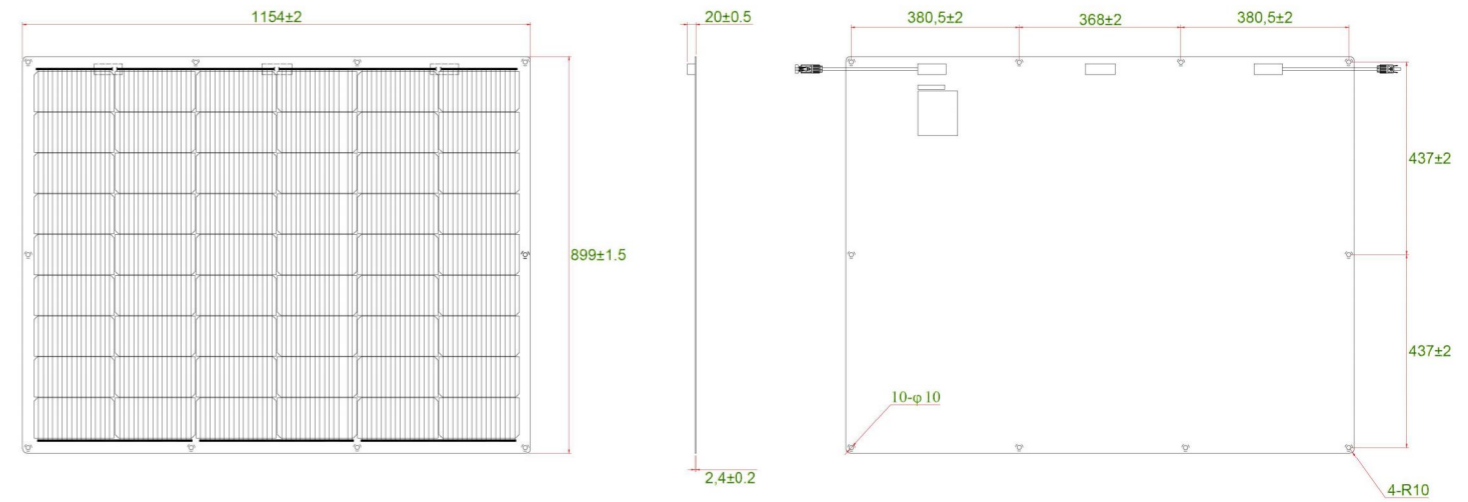
**25%**  
Solar Cell Conversion Efficiency

**200W**  
Standard Power

**±3%**  
Power Tolerance



### Engineering Drawing



### Product Characteristics



**Low loss**  
Zero-loss cutting technology, reducing power loss.



**Aesthetically pleasing**  
Patented design and advanced manufacturing process for superior appearance.



**Convenient installation**  
Excellent design for quick and easy product installation.



**Low-light performance**  
Outstanding performance in low-light conditions (morning, evening).



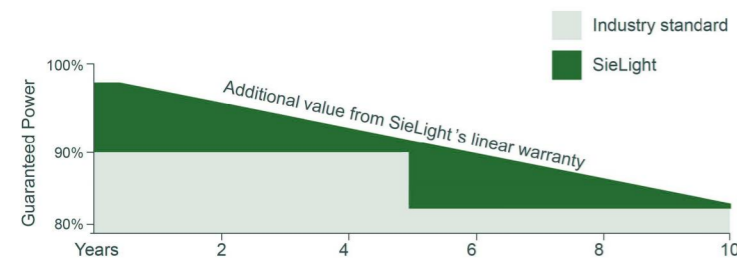
**Shock resistance**  
FA alloy front cover + polyester reinforced shock-resistant layer, enhancing impact resistance.



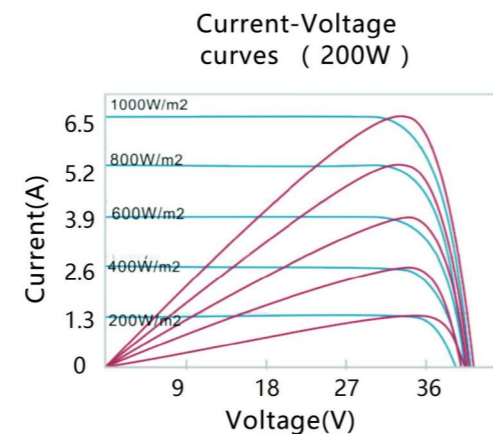
**Reliability**  
Can withstand rigorous testing according to IEC industry standards, ensuring high reliability.

### Linear Warranty Chart

10-year product material and workmanship warranty.



### Graph



### STC Electrical Parameters


Maximum Power (Pmax)	200	210
Open-Circuit Voltage (Voc)	37.5	37.5
Maximum Power Point Voltage (Vmp)	32.9	32.9
Short-Circuit Current (Isc)	6.4	6.7
Maximum Power Point Current (Imp)	6.1	6.4
Power Tolerance	±3%	±3%
Module Color	Black White/transparent	
Module Operating Temperature	-40°C ~ 85°C	
Maximum System Voltage (V)	1000DC	
Application Class	Class A	
Maximum Power (Pmax)	-0.3%/°C	
Open-Circuit Voltage (Voc)	-0.26%/°C	
Short-Circuit Current (Isc)	0.046%/°C	

### Product Specifications

Number of Cells (Pcs)	54(6×9)
Dimensions (mm)	1154×899×2.3
Module Weight (kg)	3.4
Product Color	Black
Frame	YES
Junction Box	IP68
Cable Specification	4.0mm <sup>2</sup> / 500mm
Output Interface	MC4
Individual Packaging (mm)	
Container Information (20GP)	
Container Information (40HQ)	

Note: The electrical performance parameters in this product catalog do not refer to a single module and are not part of the contractual commitments. These electrical parameters are only used for comparison purposes between different module types.

# 210Watt




**60 Pcs**  
P-type high-efficiency PERC solar cells


**23%**  
Solar Cell Conversion Efficiency

**210W**  
Standard Power

**±3%**  
Power Tolerance



## Engineering Drawing



### Product Characteristics



**Low loss**  
Zero-loss cutting technology, reducing power loss.



**Aesthetically pleasing**  
Patented design and advanced manufacturing process for superior appearance.



**Convenient installation**  
Excellent design for quick and easy product installation.



**Low-light performance**  
Outstanding performance in low-light conditions (morning, evening).



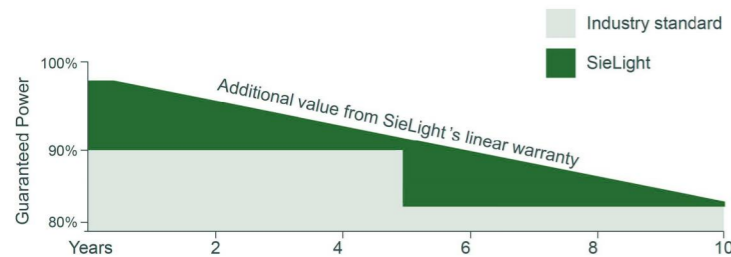
**Shock resistance**  
FA alloy front cover + polyester reinforced shock-resistant layer, enhancing impact resistance.



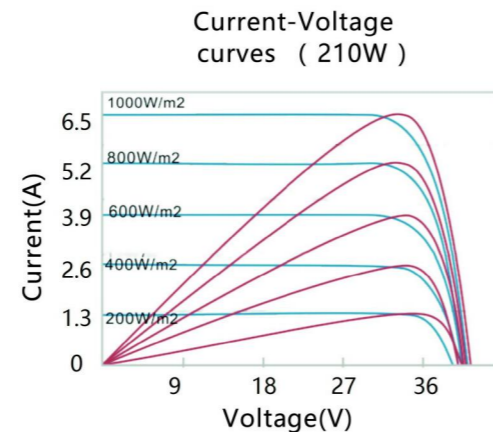
**Reliability**  
Can withstand rigorous testing according to IEC industry standards, ensuring high reliability.

### Linear Warranty Chart

10-year product material and workmanship warranty.  
20-year linear power output warranty.



### Graph



### STC Electrical Parameters

Maximum Power (Pmax)	205	210
Open-Circuit Voltage (Voc)	39.0	39.1
Maximum Power Point Voltage (Vmp)	33.8	33.9
Short-Circuit Current (Isc)	6.6	6.7
Maximum Power Point Current (Imp)	6.1	6.2
Power Tolerance	±3%	±3%
Module Color	Transparent/White/Black	
Module Operating Temperature	-40°C~85°C	
Maximum System Voltage (V)	1000 DC	
Application Class	Class A	
Maximum Power (Pmax)	-0.38%/°C	
Open-Circuit Voltage (Voc)	-0.36%/°C	
Short-Circuit Current (Isc)	0.07%/°C	

### Product Specifications

Number of Cells (Pcs)	60 (6×10)
Dimensions (mm)	1154×990×2.5
Module Weight (kg)	3.3
Product Color	Transparent/White/Black
Frame	No
Junction Box	IP68
Cable Specification	4.0mm <sup>2</sup> / 500mm
Output Interface	MC4
Individual Packaging (mm)	1162×1008×40 OR Customized
Container Information (20GP)	650pcs
Container Information (40HQ)	1400pcs

Note: The electrical performance parameters in this product catalog do not refer to a single module and are not part of the contractual commitments. These electrical parameters are only used for comparison purposes between different module types.




**60 Pcs**  
N-type high-efficiency TOPCON solar cells

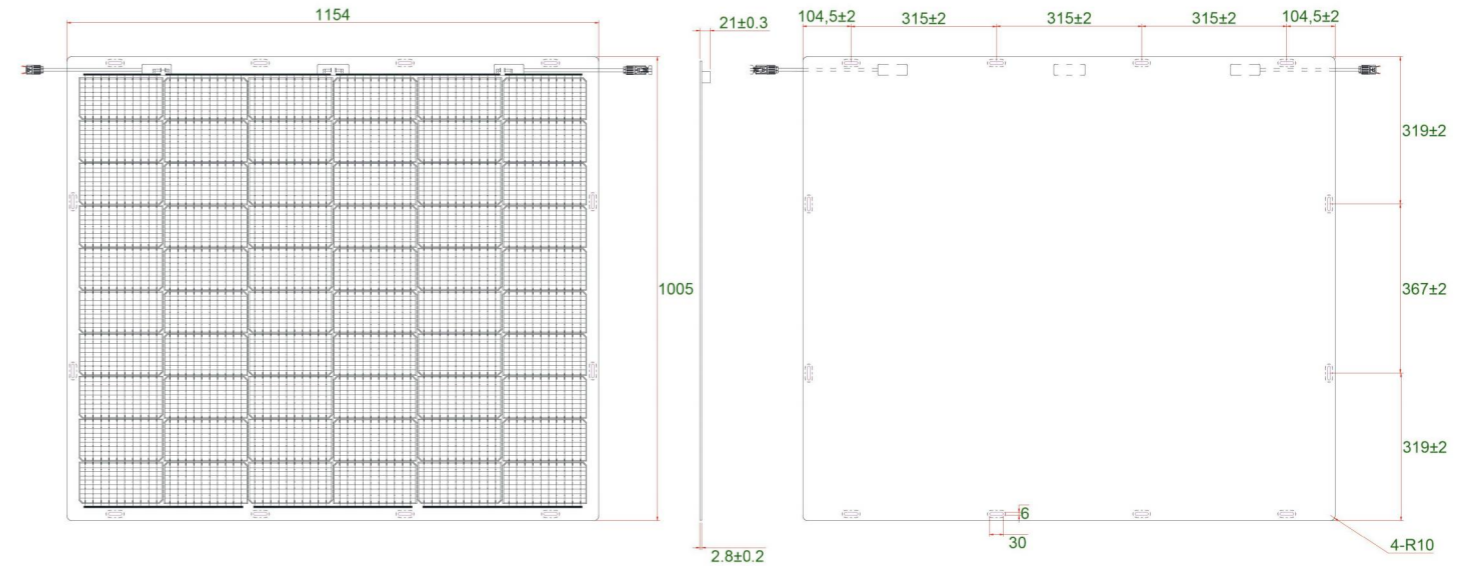
**25%**  
Solar Cell Conversion Efficiency

**230W**  
Standard Power

**±3%**  
Power Tolerance



### Engineering Drawing



### Product Characteristics



**Low loss**  
Zero-loss cutting technology, reducing power loss.



**Aesthetically pleasing**  
Patented design and advanced manufacturing process for superior appearance.



**Convenient installation**  
Excellent design for quick and easy product installation.



**Low-light performance**  
Outstanding performance in low-light conditions (morning, evening).



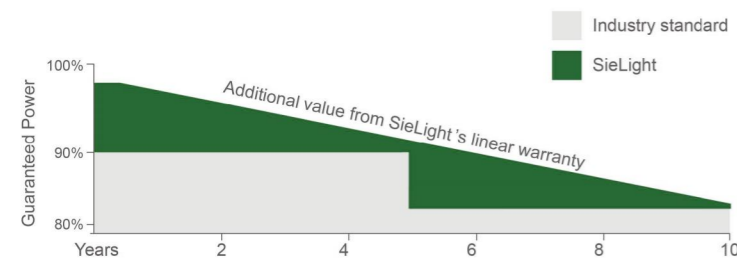
**Shock resistance**  
FA alloy front cover + polyester reinforced shock-resistant layer, enhancing impact resistance.



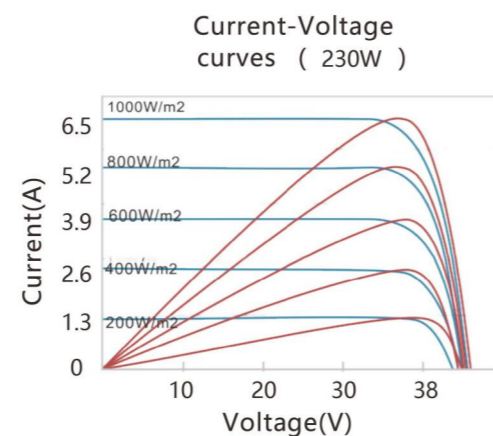
**Reliability**  
Can withstand rigorous testing according to IEC industry standards, ensuring high reliability.

### Linear Warranty Chart

10-year product material and workmanship warranty.



### Graph




### STC Electrical Parameters

Maximum Power (Pmax)	230	235
Open-Circuit Voltage (Voc)	40.3	40.3
Maximum Power Point Voltage (Vmp)	37.3	37.3
Short-Circuit Current (Isc)	6.6	6.7
Maximum Power Point Current (Imp)	6.2	6.3
Power Tolerance	±3%	±3%
Module Color	Black	White/transparent
Module Operating Temperature	-40°C~85°C	
Maximum System Voltage (V)	1000 DC	
Application Class	Class A	
Maximum Power (Pmax)	-0.3%/°C	
Open-Circuit Voltage (Voc)	-0.26%/°C	
Short-Circuit Current (Isc)	0.046%/°C	

### Product Specifications

Number of Cells (Pcs)	60(6×10)
Dimensions (mm)	1154×1005×2.8
Module Weight (kg)	3.6
Product Color	Black/White/transparent
Frame	No
Junction Box	IP68
Cable Specification	4.0mm <sup>2</sup> / 500mm
Output Interface	MC4

Note: The electrical performance parameters in this product catalog do not refer to a single module and are not part of the contractual commitments. These electrical parameters are only used for comparison purposes between different module types.




**96 Pcs**  
P-type high-efficiency PERC solar panels

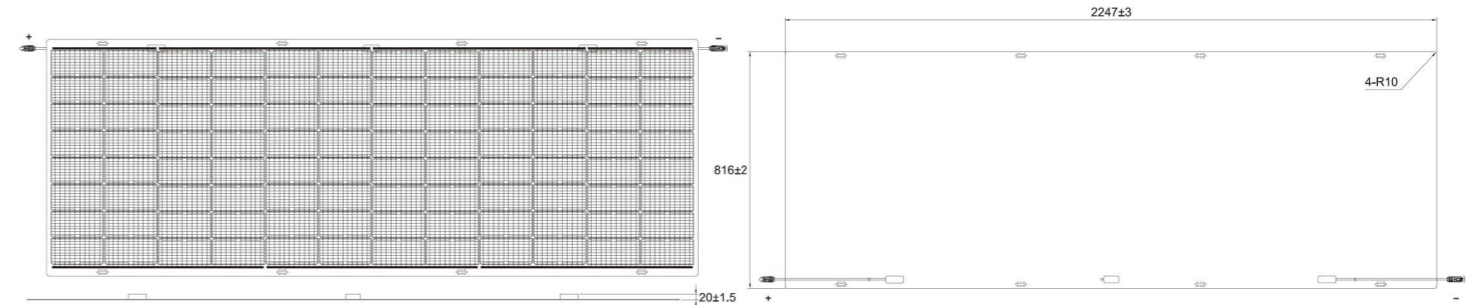
**23%**  
Solar Cell Conversion Efficiency

**340W**  
Standard Power

**±3%**  
Power Tolerance



### Engineering Drawing



### Product Characteristics



#### Low loss

Zero-loss cutting technology, reducing power loss.



#### Aesthetically pleasing

Patented design and advanced manufacturing process for superior appearance.



#### Convenient installation

Excellent design for quick and easy product installation.



#### Low-light performance

Outstanding performance in low-light conditions (morning, evening).



#### Shock resistance

FA alloy front cover + polyester reinforced shock-resistant layer, enhancing impact resistance.

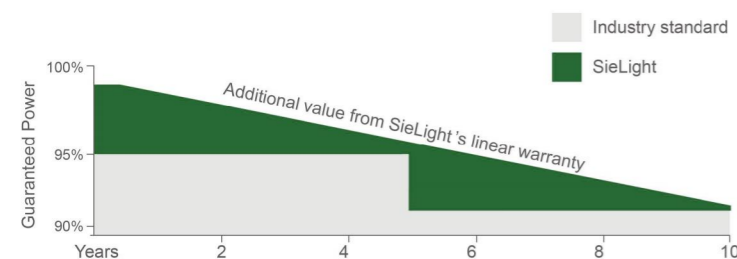


#### Reliability

Can withstand rigorous testing according to IEC industry standards, ensuring high reliability.

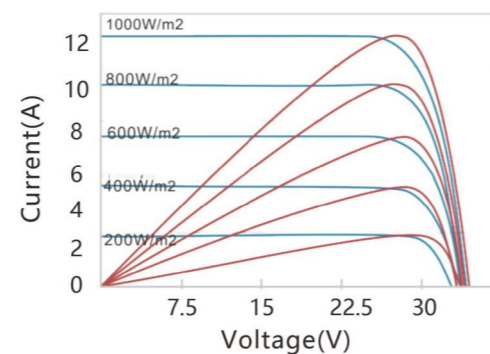
### Linear Warranty Chart

10-year product material and workmanship warranty.  
20-year linear power output warranty.



### Graph

Current-Voltage curves ( 340W )




### STC Electrical Parameters

Maximum Power (Pmax)	330	340
Open-Circuit Voltage (Voc)	32.3	32.5
Maximum Power Point Voltage (Vmp)	27.2	27.3
Short-Circuit Current (Isc)	12.8	13.1
Maximum Power Point Current (Imp)	12.1	12.4
Power Tolerance	±3%	±3%
Module Color	Transparent/White/Black	
Module Operating Temperature	-40°C~85°C	
Maximum System Voltage (V)	1000 DC	
Application Class	Class A	
Maximum Power (Pmax)	-0.38%/°C	
Open-Circuit Voltage (Voc)	-0.36%/°C	
Short-Circuit Current (Isc)	0.07%/°C	

### Product Specifications

Number of Cells (Pcs)	96 (2×4×12)
Dimensions (mm)	2247×816×2.7
Module Weight (kg)	6.6
Product Color	Transparent/White/Black
Frame	Not Have
Junction Box	IP68
Cable Specification	4.0mm <sup>2</sup> /1000mm
Output Interface	MC4
Individual Packaging (mm)	Customized

Note: The electrical performance parameters in this product catalog do not refer to a single module and are not part of the contractual commitments. These electrical parameters are only used for comparison purposes between different module types.



**120 Pcs**  
P-type PERC solar cells

**23%**  
Solar Cell Conversion Efficiency

**430W**  
Standard Power

**±3%**  
Power Tolerance



### Product Characteristics



**Low loss**  
Zero-loss cutting technology, reducing power loss.



**Aesthetically pleasing**  
Patented design and advanced manufacturing process for superior appearance.



**Convenient installation**  
Excellent design for quick and easy product installation.



**Low-light performance**  
Outstanding performance in low-light conditions (morning, evening).



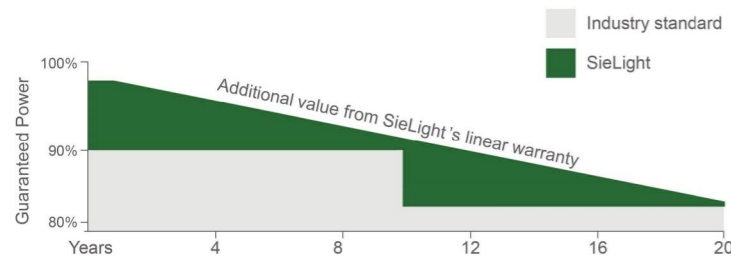
**Shock resistance**  
FA alloy front cover + polyester reinforced shock-resistant layer, enhancing impact resistance.



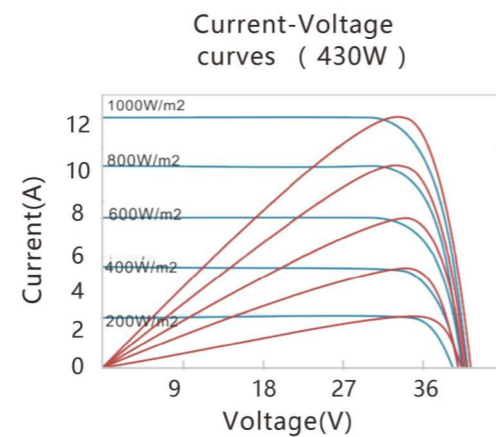
**Reliability**  
Can withstand rigorous testing according to IEC industry standards, ensuring high reliability.

### Linear Warranty Chart

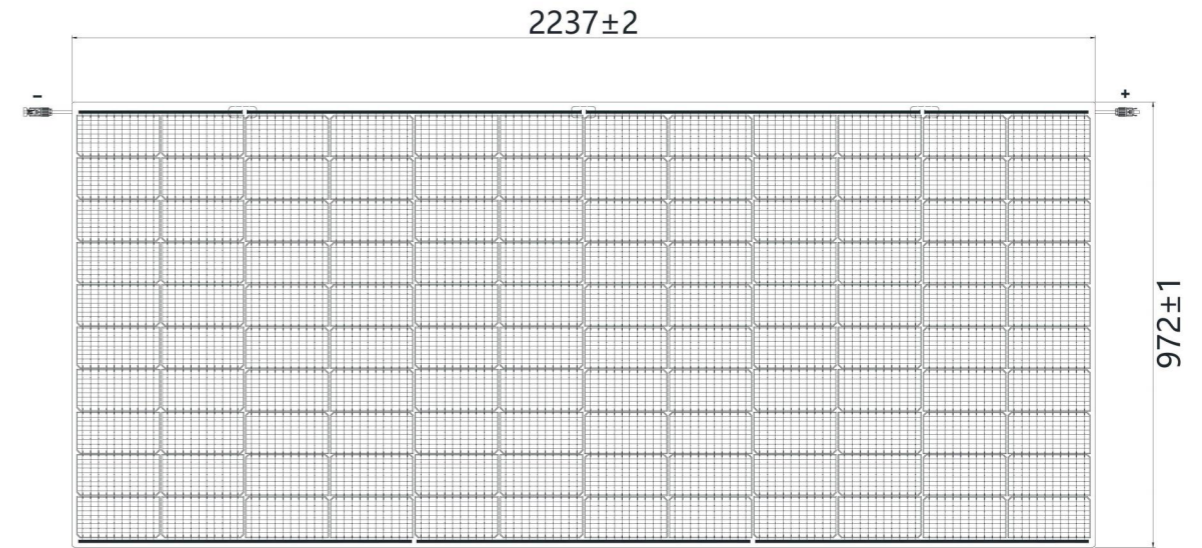
10-year product material and workmanship warranty.  
20-year linear power output warranty.



### Graph



### Engineering Drawing




### STC Electrical Parameters

Maximum Power (Pmax)	410	430
Open-Circuit Voltage (Voc)	40.4	40.4
Maximum Power Point Voltage (Vmp)	34.2	34.2
Short-Circuit Current (Isc)	12.9	13.6
Maximum Power Point Current (Imp)	12.0	12.6
Power Tolerance	±3%	±3%
Module Color	Black	White
Module Operating Temperature	-40°C~85°C	
Maximum System Voltage (V)	1500 DC	
Application Class	Class A	
Maximum Power (Pmax)	-0.38%/°C	
Open-Circuit Voltage (Voc)	-0.36%/°C	
Short-Circuit Current (Isc)	0.07%/°C	

### Product Specifications

Number of Cells (Pcs)	120 (12×10)
Dimensions (mm)	2237×972×2.8
Module Weight (kg)	7.9
Product Color	Black/White
Frame	Not Have
Junction Box	IP68
Cable Specification	4.0mm <sup>2</sup> /500mm
Output Interface	MC4
Individual Packaging (mm)	Customized

Note: The electrical performance parameters in this product catalog do not refer to a single module and are not part of the contractual commitments. These electrical parameters are only used for comparison purposes between different module types.




**144 Pcs**  
N-type high-efficiency TOPCON solar panels


**23%**  
Solar Cell Conversion Efficiency

**520W**  
Standard Power

**±3%**  
Power Tolerance



### Engineering Drawing



### Product Characteristics



**Low loss**  
Zero-loss cutting technology, reducing power loss.



**Aesthetically pleasing**  
Patented design and advanced manufacturing process for superior appearance.



**Convenient installation**  
Excellent design for quick and easy product installation.



**Low-light performance**  
Outstanding performance in low-light conditions (morning, evening).



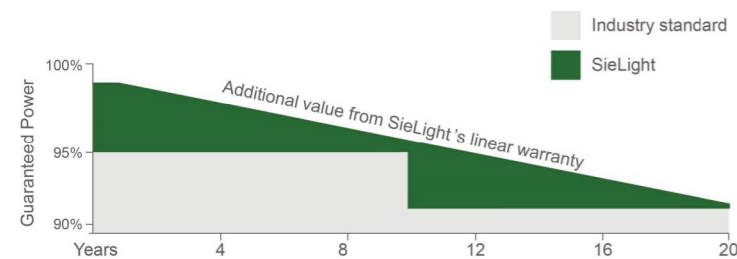
**Shock resistance**  
FA alloy front cover + polyester reinforced shock-resistant layer, enhancing impact resistance.



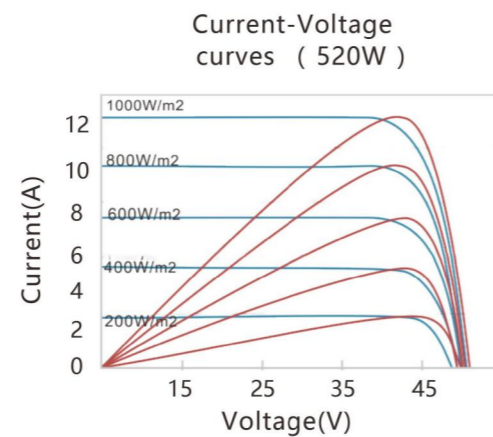
**Reliability**  
Can withstand rigorous testing according to IEC industry standards, ensuring high reliability.

### Linear Warranty Chart

10-year product material and workmanship warranty.  
20-year linear power output warranty.



### Graph



### STC Electrical Parameters

Maximum Power (Pmax)	500	520
Open-Circuit Voltage (Voc)	48.6	48.9
Maximum Power Point Voltage (Vmp)	40.9	41.1
Short-Circuit Current (Isc)	13.0	13.3
Maximum Power Point Current (Imp)	12.2	12.6
Power Tolerance	±3%	±3%
Module Color	Black	Transparent/White
Module Operating Temperature	-40°C~85°C	
Maximum System Voltage (V)	1500 DC	
Application Class	Class A	
Maximum Power (Pmax)	-0.38%/°C	
Open-Circuit Voltage (Voc)	-0.36%/°C	
Short-Circuit Current (Isc)	0.07%/°C	

### Product Specifications

Number of Cells (Pcs)	144 (12×12)
Dimensions (mm)	2226×1155×2.8
Module Weight (kg)	10
Product Color	Transparent/White/Black
Frame	Not Have
Junction Box	IP68
Cable Specification	4.0mm <sup>2</sup> /450mm
Output Interface	MC4
Individual Packaging (mm)	Customized

Note: The electrical performance parameters in this product catalog do not refer to a single module and are not part of the contractual commitments. These electrical parameters are only used for comparison purposes between different module types.

## Application scenarios of cloth sewn solar modules



# Customized services

## 1-500Watt



### Collaboration mode

Accepting OEM/ODM, diversified cooperation modes



### Professional Design

A professional technical team with over 15 years of experience in the photovoltaic industry, providing more reliable design and product solutions



### Flexible Production

Segmented production with high efficiency in process switching




### Professional team






Our team has been engaged in customized services for many years, ensuring service quality

### List of customized items accepted


Cell type	PERC / TOPCON / BC		
Cell size	125*125 / 156*156 / 158.75*158.75 / 166*166 / 182*182 / 210*210 / Any size		
Product size (m <sup>2</sup> )	0.01-2.5	output	MC4/DC series/Anderson series/XT series/USB series/Other
Pmax(w)	1-500	Colour	Black/White/Transparent/Color
Voc(V)	Accept any customization	Vmp(V)	Accept any customization
Isc(A)	Accept any customization	Imp(A)	Accept any customization






# 90Watt



-  **High conversion efficiency**  
Using monocrystalline silicon solar cells, the conversion efficiency can reach up to 23%
-  **Reliability**  
Can withstand rigorous testing consistent with IEC standards
-  **Self-cleaning**  
Cover the front surface with fluoropolymer, with a water contact angle of 105-110 degrees; make it easier to maintain cleanliness
-  **Portable**  
Lightweight and foldable
-  **Impact resistance**  
Fluoropolymer composite materials front cover +polyester reinforced impact-resistant layer, enhancing impact resistance

# 110Watt



-  **High conversion efficiency**  
Using monocrystalline silicon solar cells, the conversion efficiency can reach up to 23%
-  **Reliability**  
Can withstand rigorous testing consistent with IEC standards
-  **Self-cleaning**  
Cover the front surface with fluoropolymer, with a water contact angle of 105-110 degrees; make it easier to maintain cleanliness
-  **Portable**  
Lightweight and foldable
-  **Impact resistance**  
Fluoropolymer composite materials front cover +polyester reinforced impact-resistant layer, enhancing impact resistance


Electrical Parameters		Specifications	
Pmax(w)	90	Number of Cells	Mono 64 (8×8)
Voc(V)	21.6	Dimensions (mm)	696×747×5
Vmp(V)	18.1	Folded Size (mm)	696×374×15
Isc(A)	5.3	Module Weight (kg)	3.4
Imp(A)	5.0	Output Interface	MC4 / DC5521 / USB
Power Tolerance	±5%	Cable Specification	2.5mm <sup>2</sup> /1500mm
Module Color	Black	Packaging	Customized
Module Operating Temperature	-40°C~85°C		
Maximum System Voltage (V)	1000 DC		
Power temperature coefficient	-0.38%/°C		
Voltage temperature coefficient	-0.36%/°C		
Current temperature coefficient	0.07%/°C		

Note: The data contained in this document are to be served as a selection guide. These data, however, as well as the properties of any product samples do not imply any legally binding assurance of certain properties or of suitability for a specific purpose. Changsha Sielight Energy Technology Co.,Ltd. All rights reserved. Specifications included in this document are subject to change without prior notice.

Electrical Parameters		Specifications	
Pmax(w)	110	Number of Cells	Mono 64 (8×8)
Voc(V)	21.6	Dimensions (mm)	1000×767×5
Vmp(V)	18.1	Folded Size (mm)	767×440×15
Isc(A)	6.4	Module Weight (kg)	5.0
Imp(A)	6.1	Output Interface	MC4 / DC5521 / USB
Power Tolerance	±5%	Cable Specification	2.5mm <sup>2</sup> /1500mm
Module Color	Black	Packaging	Customized
Module Operating Temperature	-40°C~85°C		
Maximum System Voltage (V)	1000 DC		
Power temperature coefficient	-0.38%/°C		
Voltage temperature coefficient	-0.36%/°C		
Current temperature coefficient	0.07%/°C		

Note: The data contained in this document are to be served as a selection guide. These data, however, as well as the properties of any product samples do not imply any legally binding assurance of certain properties or of suitability for a specific purpose. Changsha Sielight Energy Technology Co.,Ltd. All rights reserved. Specifications included in this document are subject to change without prior notice.

## 220Watt



### High conversion efficiency

Using monocrystalline silicon solar cells, the conversion efficiency can reach up to 23%



### Reliability

Can withstand rigorous testing consistent with IEC standards



### Self-cleaning

Cover the front surface with fluoropolymer, with a water contact angle of 105-110 degrees; make it easier to maintain cleanliness



### Portable

Lightweight and foldable



### Impact resistance

Fluoropolymer composite materials front cover +polyester reinforced impact-resistant layer, enhancing impact resistance

### Electrical Parameters

Pmax(w)	220
Voc(V)	21.6
Vmp(V)	18.1
Isc(A)	12.8
Imp(A)	12.1
Power Tolerance	±5%
Module Color	Black
Module Operating Temperature	-40°C~85°C
Maximum System Voltage (V)	1000 DC
Power temperature coefficient	-0.38%/°C
Voltage temperature coefficient	-0.36%/°C
Current temperature coefficient	0.07%/°C

### Specifications

Number of Cells	Mono 128 (4×4×8)
Dimensions (mm)	1877×767×5
Folded Size (mm)	767×450×15
Module Weight (kg)	8.5
Output Interface	MC4 / DC5521
Cable Specification	4.0mm <sup>2</sup> /1500mm
Packaging	Customized

Note: The data contained in this document are to be served as a selection guide. These data, however, as well as the properties of any product samples do not imply any legally binding assurance of certain properties or of suitability for a specific purpose. Changsha Sielight Energy Technology Co.,Ltd. All rights reserved. Specifications included in this document are subject to change without prior notice.